CHRISTMAS COOKIES

LESSON SNAPSHOT

BOTTOM LINE:
Christmas is about how God sent our Savior, Jesus.

OBJECTIVE:
Kids will learn that “God brought everything together to bring us a Savior.”

KEY PASSAGE:
Luke 2:1-20, The Birth of Jesus

MEMORY VERSE:
“*Thanks be to God for his indescribable gift!” 2 Corinthians 9:15 (NIV)*

SUMMARY:
To make a great Christmas cookie, you need all the right ingredients: like flour, butter, eggs, and of course sweet, sweet sugar. Two thousand years ago all of the ingredients were in place to create the first Christmas ever: Mary, Joseph, Bethlehem, angels, shepherds, and a Savior.

SIMPLE PRAYER:
Dear God,

Thank you for all you did so that Jesus could be our Savior.

In Jesus’ name,
Amen

MEMORY VERSE

"*Let us give thanks to God for his gift. It is so great that no one can tell how wonderful it really is!" 2 Corinthians 9:15 (NIrV)*

"*Thanks be to God for his indescribable gift!" 2 Corinthians 9:15 (NIV)*

"*Thank God for this gift too wonderful for words!" 2 Corinthians 9:15 (NLT)*

"Thanks be unto God for his unspeakable gift." 2 Corinthians 9:15 (KJV)

LARGE GROUP:
Have the kids read the verse together. Read it normally, then in a whisper, then really, really loud!

SMALL GROUP:
Give all the kids a Bible. Then after you read the verse, give them the reference and see who can find it first in their Bible.

SKIT

ALL THE INGREDIENTS

ITEMS NEEDED:
A table
Ingredients to make cookies: flour, butter, eggs, baking soda, baking powder, vanilla, sugar

CHARACTER BREAKDOWN:
1M, 1F

CHARACTERS:
Becky - A baking expert
Scrooge - The one and only!

A table is set up with flour, an egg carton, butter, baking soda, baking powder, vanilla, and sugar. Becky enters.

BECKY: Hello, everyone, and welcome to The Sweetest Things: Christmas Edition, right here on your favorite streaming channel. I'm so excited to be with you again for another season of sweet treats, and boy, is this season going to be the best. It's Christmas, after all, and over the next four episodes, we're going to be baking Christmas cookies! But this wouldn't be The
Sweetest Things: Christmas Edition without a special guest star. He's the star of that holiday classic, the one about the green guy who stole a certain holiday. You know him! You love him! It's… Ebenezer Scrooge.

Scrooge enters wearing traditional Victorian garb – and a festive apron.

BECKY: Welcome to the show, Mr. Scrooge, we're so happy you could join us.

SCROOGE: I'm not. But my agent says it will be good for my public image, so here I am!

BECKY: Mr. Scrooge, do you like Christmas cookies?

SCROOGE: Bah, humbug!

SKIT

BECKY: I thought so.

SCROOGE: But since I'm being paid to come here and act jolly, by all means, let's make some cookies.

BECKY: Mr. Scrooge, do you know the secret to making perfect Christmas cookies?

SCROOGE: Keep the urchins out of the kitchen so they don't eat them all?

BECKY: No.

SCROOGE: I find that a good cane is useful for chasing off whipper snappers!

BECKY: You need to have all the right ingredients.

SCROOGE: Ingredients? Like what?

BECKY: Well, a simple sugar cookie uses flour, eggs, butter, vanilla, baking soda, baking
powder, and sugar.

SCROOGE: Sugar? Did you say sugar?

BECKY: I did say sugar.

SCROOGE: I don't think I've had any food that included sugar since the old days when I went to parties at Fezziwig's place.

BECKY: That's so sad.

SCROOGE: It is?

BECKY: Mr. Scrooge, sugar is what makes the cookies sweet.

SCROOGE: I see. So, if we leave out the sugar, the poor little urchins will leave them alone!

SKIT

BECKY: But you can't make Christmas cookies without the sugar! That would be like having Christmas without all the characters of the Nativity.

SCROOGE: Nativity? Is that the delectable treat Fezziwig's daughter used to make out of egg whites?

BECKY: You're thinking of divinity. I'm talking about the Nativity. The true story of Christmas! You know, Mary and Joseph? The angel? The shepherds who came in from the fields?

SCROOGE: They came in from the fields? And left the sheep alone? Why would they do that?

BECKY: They came because the angel invited them to see the most important ingredient of all: the baby Jesus! You know, the Son of God?

SCROOGE: Why, I haven't heard about him since the old days, when Fezziwig used to read the story from the gospel of Luke.

BECKY: You can't have Christmas cookies without sugar any more than you can have Christmas without Jesus. He's the reason the Christmas season is so sweet!

SCROOGE: Oh, is He? You make it sound like this Jesus invented sugar!

BECKY: Well, actually… He kind of did.

SCROOGE: What?

BECKY: I mean He is the Creator of all good things.

SCROOGE: Seriously?

BECKY: Well, folks, we have all the ingredients for a great Christmas cookie and an interesting season. Join us next time when we take these ingredients one step closer to being the perfect Christmas cookies!

OBJECT LESSON OR KIDS SERMON

ITEMS NEEDED:
Ingredients for a simple sugar cookie recipe: flour, butter, eggs, baking soda, baking powder,
vanilla, sugar

How many of your families make Christmas cookies from a package? How many of them make cookies from scratch? While there's nothing at all wrong with pre-packaged cookie dough, the ingredients for an easy sugar cookie are probably all in your pantry at home. All you need is flour, eggs, butter, baking soda, baking powder, vanilla extract, and of course sugar to make a sweet treat!

The recipe for a sweet Christmas is simple too. In fact, you can find all the ingredients in the Nativity scene your family has on display. There's Mary and Joseph, who were called to be earthly parents to God's son. There are shepherds with their sheep, and the angel who announced the birth to some shepherds. Most important of all, there's a baby lying in a manger who came to make life sweeter for all of us.

Of all the sweet things we enjoy at Christmas, nothing is sweeter than knowing Jesus came to save us from sin. As we enjoy our sweet treats this season, may each one remind us of the sweet baby in the manger.

LARGE GROUP GAME

EGG ROLL

ITEMS NEEDED:
Raw eggs
Tape

INSTRUCTIONS:
Mark a starting and finishing line on the ground. Choose as many kids as you have room and eggs. This is a race to see who can roll their egg from the starting line to the finish with just their nose. The first person to cross the finish line wins.

VARIATIONS:
A variation would be to have kids “putt” their eggs from start to finish using soft spatulas.

WHAT’S THE POINT?
Eggs are one ingredient to making cookies. Jesus is the main ingredient to the Christmas story.

LARGE GROUP LESSON

BOTTOM LINE:
Christmas is about how God sent our Savior, Jesus.

OBJECTIVE:
Kids will learn that “God brought everything together to bring us a Savior.”

KEY PASSAGE:
Luke 2:1-20, The Birth of Jesus

INTRO:
The Christmas season has finally arrived, and my guess is everyone in here is already enjoying their favorite holiday traditions. Christmas is the season when we play “Whamageddon,”
listening to the Christmas music station in the car while trying to avoid the song “Last Christmas.” It’s that special time when we laugh along with Buddy the Elf and the Grinch
watching our favorite holiday shows. It’s the time when we stuff our faces with endless holiday treats.

Cookies are a big part of the celebration in most households. I think it’s safe to say just about everyone in here has a favorite cookie treat during Christmas, whether it’s chocolate chip, iced sugar cookies, gingerbread men, oatmeal raisin, or some crazy creation your family makes. I think it’s also safe to say most of us will be eating as many of those favorite cookies as we can.

Some cookie lovers like their treats ready made at the store. Some go for the ready-to-bake dough. There’s nothing wrong with either option, but homemade treats could not be easier to make. You just need to have all the right ingredients.

In that respect, making holiday cookies is a reminder of the real reason we celebrate Christmas. Just as a cookie maker brings flour, eggs, butter, baking soda, baking powder, vanilla, and sugar together to make our sweet treats, God took a young married couple, an angel, some shepherds, some animals, and one tiny baby to give us the sweetest gift of all.

READ LUKE 2:1-20

MAIN POINT:

LARGE GROUP LESSON

The recipe for the true meaning of Christmas all comes together in this one chapter. We have Mary, the woman God chose to be mother to His Son, and Joseph, her spouse, who would help to raise Jesus. We have a group of shepherds and the angel who invites the shepherds to come and see what God has sent into the world.

Most important of all, we have Jesus. Jesus is the Messiah, the long-promised Savior who came into the world to save us from sin. Without Jesus, there's nothing sweet about this scene. Without Jesus, there's really nothing sweet about this holiday. Because of Jesus, we can all receive the sweetest gift of all: the gift of eternal life!

DRIVE IT HOME:
Imagine a batch of Christmas cookies made without sugar. Would they look like normal cookies? Probably. Would they taste like normal cookies? Not on your life! Every ingredient is essential to making the perfect Christmas cookie, but it's sugar that makes them sweet. We can make cookies with chocolate, with oatmeal, with peanut butter, with any number of ingredients, but without sugar, there's nothing sweet about it.

Christmas without Jesus is like a Christmas cookie with no sugar. All the songs we sing, all the movies we watch, all the ugly sweaters we wear, all the lights we string, none of it would be sweet without Jesus. It's an empty celebration, a birthday party with no birthday boy. It's missing something critical.

We're all going to give and receive some great gifts this season, but the greatest gift any of us could ever receive is the child in the manger. He is the reason there was a star in the sky. He is the reason the angels came and sang to the shepherds. He is the reason ugly sweaters and Christmas lights and Christmas movies came to be. No, not everything that says Christmas relates back to Jesus, but without Jesus, there is no Christmas. There's nothing sweet to celebrate.

This season, I want you to think about Jesus every time you bite into a cookie. I want you to remember that Jesus is the sweetest gift of all. I want you to remember that He came to give us the sweet gift of salvation. Let's make Christmas as sweet as it can be by keeping Jesus in the center of our celebration this year.

CLOSE WITH A SIMPLE PRAYER:
Dear Jesus,

Thank you for all you did so that Jesus could be our Savior.

In Jesus' name,
Amen

SMALL GROUP DISCUSSION (K-2ND)

ICEBREAKER:
What is your favorite Christmas cookie?

MEMORY VERSE ACTIVITY:
2 Corinthians 9:15
Give all the kids a Bible. Then after you read the verse, give them the reference and see who can find it first in their Bible.

SMALL GROUP GAME/ACTIVITY:
Play some Christmas charades, having the kids act out holiday symbols, characters, etc.

DISCUSSION QUESTIONS:
Read Luke 2:1-20

Who were Mary and Joseph?

Who was their son?

Who came to see the baby Jesus?

Who told the shepherds about Jesus?

What makes the birth of Jesus so special?

SIMPLE PRAYER:
Dear God,

Thank you for sharing Jesus with us.

In Jesus' name,
Amen

SMALL GROUP DISCUSSION (3-5TH)

ICEBREAKER:
What is your favorite Christmas cookie?

MEMORY VERSE ACTIVITY:
2 Corinthians 9:15
Give all the kids a Bible. Then after you read the verse, give them the reference and see who can find it first in their Bible.

SMALL GROUP GAME/ACTIVITY:
Play some Christmas charades, having the kids act out holiday symbols, characters, etc.

DISCUSSION QUESTIONS:
Read Luke 2:1-20

Why did Mary and Joseph end up in a stable?

Who came to see the baby when He was born?

Why did God send an angel to announce Jesus' birth?

Why was Jesus born?

How did Jesus save us from sin?

SIMPLE PRAYER:
Dear God,

Thank you for sharing Jesus with us.

In Jesus' name,
Amen

POWERPOINT REVIEW GAME

FILL IN THE BLANKS

A young woman named _____ had a baby in a stable.
MARY

Mary named her son _____.
JESUS

Mary's husband was named _____.
JOSEPH

An _____ told some shepherds that Jesus had been born.
ANGEL

Jesus was the Son of _____.
GOD

MAKE IT STICK

5 Simple Ways You Can Make This Lesson Stick With your Kids

Christmas Cookies Lesson 1

THIS WEEK'S LESSON: JUST THE RIGHT MIX

IN THE CAR:
Ask your child what they learned about this week on the drive home:
To make a great Christmas cookie, you need all the right ingredients: like flour, butter, eggs, and of course sweet, sweet sugar. Two thousand years ago all of the ingredients were in place to create the first Christmas ever: Mary, Joseph, Bethlehem, angels, shepherds, and a Savior. Luke 2:1-20, The Birth of Jesus

HANGING OUT:
Make this week's lesson real:
Pick up some things to make Christmas cookies this week. Make them from scratch if you have the time and ability. Ask your kids what "ingredients" went into the first Christmas night when Jesus was born.

AT DINNER:
Here are some great discussion starters:
- Where was Jesus born?
- What people came together to celebrate His birth?
- What makes Jesus the sweetest part of Christmas?

AT BEDTIME:
Quiz your child on this week's memory verse:
"*Thanks be to God for his indescribable gift!" 2 Corinthians 9:15 (NIV)*

PARENT TIME:
What you need to know:
In all the busyness of Christmas, it's important we pause to keep Jesus at the center of our celebration. Just as a cookie has no sweetness without sugar, Christmas is less sweet when we fail to remember that we're celebrating the birth of Jesus.



"Thanks be to God for his indescribable gift!"
- 2 Corinthians 9:15 (NIV)



"Thanks be to God for his indescribable gift!"
- 2 Corinthians 9:15 (NIV)



"Thanks be to God for his indescribable gift!"
- 2 Corinthians 9:15 (NIV)



"Thanks be to God for his indescribable gift!"
- 2 Corinthians 9:15 (NIV)

CUT ON DASHED LINE

CRAFT ACTIVITY

Have all your adult leaders contribute their family's best cookie recipes. Print these out with small type so they can be cut out and pasted onto index cards. Give the kids the sheets and have them cut the recipes and paste them onto the cards. Use a hole punch to punch holes in the top left of the cards and tie them together with string so they kids can take them home.

Include the memory verse with the recipes, and have the kids attach the memory verse to their recipe booklet.